

### ATTACHMENTS




FIGURE 1.1: SITE PLAN OF THE ENGINEERING WORKS (Pesos)





FIGURE 1.2: FLOOR PLAN OF DRAWING ROOM AT ENGINEERING SCIENCE BUILDING

FIGURE 1.3: REMAINING AND NEW



## Write grand total in words

inside and outside face of lock screw.

### IV. Carpentry Works

1. Provide necessary form, lumber and scaffolding for the completion of the project.
2. Provide ceiling works for the whole area of comfort rooms from ground floor to fourth floor and draw.

